

PARK BRAKE VALVE REPLACEMENT

Date of issue:	25/08/2025	Issue revision:	A
Prepared for:	Industry/End Users		
Applicable machine(s):	Cougar Grader, Longwall Carrier (LWC), Longwall Shearer Carrier (LSC), Dozer		
Part number(s):	7-090831-700		
Impact Area	<input checked="" type="checkbox"/> Operations <input checked="" type="checkbox"/> Maintenance <input checked="" type="checkbox"/> Spare Parts <input checked="" type="checkbox"/> Inventory		

Background:

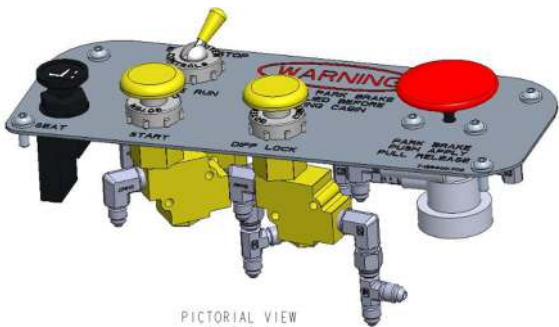

The park brake valve, described by part number 7-090831-700 has been obsoleted by the original equipment manufacturer OEM of the valve body.

This valve is typically used in Graders, Longwall Carriers, Longwall shearer carriers and underground Dozers manufactured by Cougar and formerly GE/ Industrea.

Communication:

An alternative valve with the same function and similar operating parameters has been selected, tested, verified and approved by Cougar on the applicable machines.

The new valve defers slightly in overall dimensions, mounting holes size and pattern, and port threads. As such, minor modification of OEM bracket and update of fittings will be needed to accommodate the new valve. The valve is also installed with a larger red knob, as to be distinct from the old valve. The new knob part number is 7-091137-700 if purchased separately.

New valve as installed in grader	Old valve as installed in grader
 <p>PICTORIAL VIEW (N.T.S.)</p>	

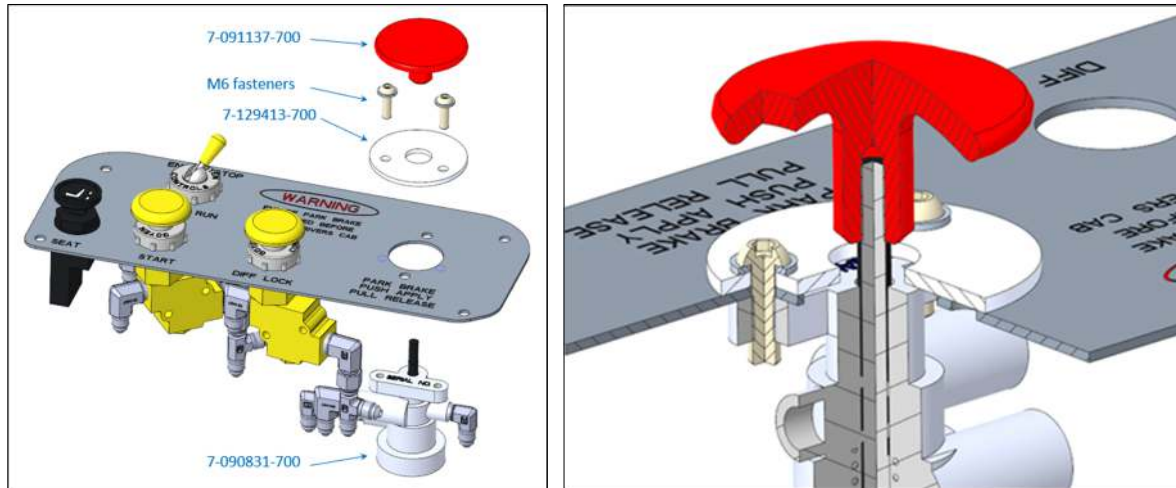
Installation information

The new valve can now be purchased under the original part number as 7-090831-700.

Mounting bolt spacing is slightly different from the original valve when retrofitting the new valve. For this reason, a mounting spacer is required to accommodate the new valve.

The mounting spacer for Dozers, LWCs & Graders (serial number UMG 039+) is part number 7-129413-700.

Typical installation is depicted below for retrofit situations.



The spacer part number is 7-129414-700 if supplied for graders (serial numbers pre UMG 039). Customers will be prompted for this information when purchasing.

All Dozers, LWCs, LSCs & Graders purchased from June 2025 onwards will be supplied with the new valve and mounting until further notice.

Please Note: old style valves will not fit into new dash or console mounting panels, it is therefore recommended to use any of the old valve stock prior to retrofitting the new valve.



Valve installed on LWC



Valve installed on Dozer

Recommendations:

End users and maintainers should be aware of the replacement of the park brake valve 7-090831-700 and alternative mounting spacer options as per the supplied information.

Persons in Management control of the applicable equipment have a responsibility to inform and where necessary, train personnel in the content of this bulletin

Please distribute this bulletin to all relevant personnel

Cougar Contacts in respect to this bulletin:

Compliance and Business Improvement	Bill Davidson	0409562 385
Engineering Manager	Ben de Rooy	0439 714 737
Product Support QLD	Mick Ruhl	0428 561237
Product support NSW	Josh Preece	0419880414
National Sales Manager	Cameron Pike	0428628944
Spare Parts Manager	Greg Davies	0422025295

References:

Park Brake Valve 7-090831-700

Park brake Knob: 7-091137-700

Park brake spacer: Dozers (001 – 013) / LWCs (043-226)/Graders (039-047): 7-129413-700

Park brake spacer Graders (020-038) 7-129414-700

Disclaimer:

The information provided in this technical bulletin is provided as general information only and is based on the most current information at the time of publication. Installation must be performed in accordance with maintenance procedures by qualified personnel. Use of non-approved parts will affect regulatory compliance and may result in vehicle damage or personal injury. No additional warranties, express or implied, are provided.